













**SUMMER PROGRAM**  
**WOLLONDILLY VACATION CARE**

66 Menangle Street, Picton

Monday 18 December – Friday 22 December 2017  
Tuesday 2 January – Monday 29 January 2018 (closed 26 January 2018)

Monday 18/12/17	Tuesday 19/12/17	Wednesday 20/12/17	Thursday 21/12/17	Friday 22/12/17
<b>Build a Ginger Bread House</b>  Cooking with Rosie	<b>Make a Burlap Reindeer Ornament</b>  Make a Santa Pastry Brush	<b>Make a Twig Tree Christmas Ornament</b> 	<b>Paper Plate Angels</b>  Christmas Plaster Painting	<b>Thumb Print Snowman</b>  Cooking with Cheryl
Monday 1/1/18	Tuesday 2/1/18	Wednesday 3/1/18	Thursday 4/1/18	Friday 5/1/18
<b>Public Holiday</b>	<b>Paint a Natural Wood Disk</b>  Cooking with Rosie	<b>Paper Clip Jewellery</b>  Let's make some slime 	<b>Natural Material Weaving</b>  Cooking with Cheryl	<b>Pinch Pot with natural designs</b> 
Monday 8/1/18	Tuesday 9/1/18	Wednesday 10/1/18	Thursday 11/1/18	Friday 12/1/18
<b>Make a Grass Critter</b>  Cooking with Cheryl	<b>Incursion: Bollywood Flower pots made from recycled coffee cans</b> 	<b>Make a Wooden Spoon Scarecrow</b>  Incursion: Bunnings	<b>Bubble Snakes</b> 	<b>Plaster Casting</b>  Cooking with Rosie
Monday 15/1/18	Tuesday 16/1/18	Wednesday 17/1/18	Thursday 18/1/18	Friday 19/1/18
<b>Make a Rag Doll</b> 	<b>Paint fabric squares to make wall hanging</b>  Cooking with Cheryl	<b>Make Fabric Flowers</b>  Material Heads	<b>Incursion: Indigenous Workshop</b>  Cooking with Rosie	<b>Fabric Wrapped Bangle</b>  Yarn Doll
Monday 22/1/18	Tuesday 23/1/18	Wednesday 24/1/18	Thursday 25/1/18	Monday 29/1/18
<b>Make a Pipe Cleaner and Spoon Crocodile</b>  Cooking with Rosie	<b>Make a Clay Echidna</b>  Aussie Sand Art	<b>Make a Frilled Neck Lizard</b>  Cooking with Cheryl	<b>Firework Painting</b>  Aussie Wood Craft	<b>Movie Day Popcorn, ice cream spiders and photo booth</b> 

**PLEASE REMEMBER TO PACK A TOWEL AND A CHANGE OF CLOTHES EACH DAY!**

Bookings Call: 4677 8202 after 9:00am on Tuesday 21 November 2017  
(Note: 30 places available per day)

**ALL BOOKED CARE MUST BE PAID FOR. WE DO NOT ACCEPT CANCELLATION OF YOUR ORIGINAL BOOKING.**

The service will bill you before the program for the booked care. Childcare Benefit and/or Child Care Rebate fee reductions are available to all families. Applications via Centrelink. Call: 13 61 50. Vacation Care operates between the hours of 7:00am and 7:00pm on the days indicated on the above program. Additional activities including art, craft, sports, drama and just plain fun are offered on a daily basis.

**Full Fee without Childcare Benefit: \$45.00 per day per child**  
**(all activities, including incursions/excursions, are included in this fee).**  
**A booking fee of \$6.90 per family also applies.**

Program subject to change

PTO

## Wollondilly Vacation Care Program

**PLEASE REMEMBER TO PACK A TOWEL AND A CHANGE OF CLOTHES EACH DAY!**

- **Monday activities:** Cooking with Rosie: Cheesecake Bliss Bombs. Let's build a Ginger Bread House using large sheets of cardboard, cellophane, paper plates and paint.
- **Tuesday activities:** We are going to make Burlap Reindeer Ornaments using burlap, wiggly eyes, pipe cleaners and pom poms. Decorate a Santa Pastry Brush using paint, wiggly eyes, pom pom, felt and Christmas stickers.
- **Wednesday activities:** Make a Christmas Tree Stick Ornament to hang on your tree at home using twigs, glitter and star stickers.
- **Thursday activities:** Make a Paper Plate Angel. Paint a variety of Christmas plaster.
- **Friday activities:** Cooking with Cheryl: Chocolate Cranberry Fudge. Use your thumbs to create a thumb print snowman and a winter wonderland scene filled with jolly snowmen.
- **Tuesday activities:** Cooking with Rosie: Moist Banana Cake. Today we are decorating a natural wood disk.
- **Wednesday activities:** Make stunning paper clip jewellery. Ok it's time for slime. We will be making a large amount of slime so you can take some home.
- **Thursday activities:** Cooking with Cheryl: Honeycomb Rocky Road Slice. Make a natural wood frame and weave with natural materials and wool.
- **Friday activities:** Today we are going to make a pinch pot and press natural materials into it.
- **Monday activities:** Cooking with Cheryl: Choc Chip Jaffa Muffins. Make a grass head or critter using stockings, soil and grass seeds.
- **Tuesday activities:** Incursion: Hip Hopping from Bollywood to Brazil with Shyamla Eswaran - a fast paced, highly energetic workshop to get children on their feet and dancing. Paint a recycled can and turn it into a beautiful flower pot which we will be filling with soil and seeds.
- **Wednesday activities:** Incursion: Bunnings will be here to do a craft activity. Make a wooden spoon scarecrow to go in your tin can garden using raffia, material, wooden spoon, wool and eyes.
- **Thursday activities:** Let's make a bubble snake using a cup, an old towel, rubber band and liquid soap.
- **Friday activities:** Cooking with Rosie: Make your own sherbet. Let's get our creative on and do some casting with plaster, rocks, tiles and shells.
- **Monday activities:** Make a rag doll - cut out strips of material, overlap them, place some cottonwool where the head will be and then start tying it all together to make a beautiful doll.
- **Tuesday activities:** Cooking with Cheryl: Coconut and Lemon Slice. Today we are going to get all artistic and paint fabric squares to turn into a wall hanging or some bunting.
- **Wednesday activities:** Make fabric flowers. We will be cutting circles out of different fabrics, gluing them together and placing them on a wooden brooch back to create your own brooch.
- **Thursday activities:** Incursion: Wuruniri - Indigenous Music Workshop with Matthew Doyle. Cooking with Rosie: 3 Ingredient Smartie Fudge.
- **Friday activities:** Fabric wrapped wooden bangle. Make a wooden dead yarn doll using natural beads, wool, string and felt.
- **Monday activities:** Cooking with Rosie: We are making easy Honey Joys. Make a pipe cleaner and spoon crocodile. Paper plate boat craft.
- **Tuesday activities:** Clay play today. We will be making Echidna using clay and match sticks. We are doing Aussie Sand Art.
- **Wednesday activities:** Cooking with Cheryl: Marble Cakes. Make a frilled neck lizard using cardboard and coloured foil patty pans.
- **Thursday activities:** You will be decorating a variety of Aussie wooden crafts. Make your own Australia Day fireworks painting.
- **Monday activities:** Let's have a relaxing day. Bring your favourite movies and we will have a party. Get dressed up with your friends and take photos.

If you are unable to get to a phone on the day bookings open you can email the dates to:

[ycrc@wollondilly.nsw.gov.au](mailto:ycrc@wollondilly.nsw.gov.au) Alternatively your bookings can be faxed to **4677 8213**.

**A staff member will call or email you later in the day to confirm your bookings.**

**Program subject to change**

---

Wollondilly Year Round Care, PO Box 21 Picton, 66 Menangle Street, Picton NSW 2571

Phone: 4677 8202 Fax: 4677 8213 Email: [ycrc@wollondilly.nsw.gov.au](mailto:ycrc@wollondilly.nsw.gov.au)

Web: <http://www.wollondilly.nsw.gov.au> (Trim 7211#80)