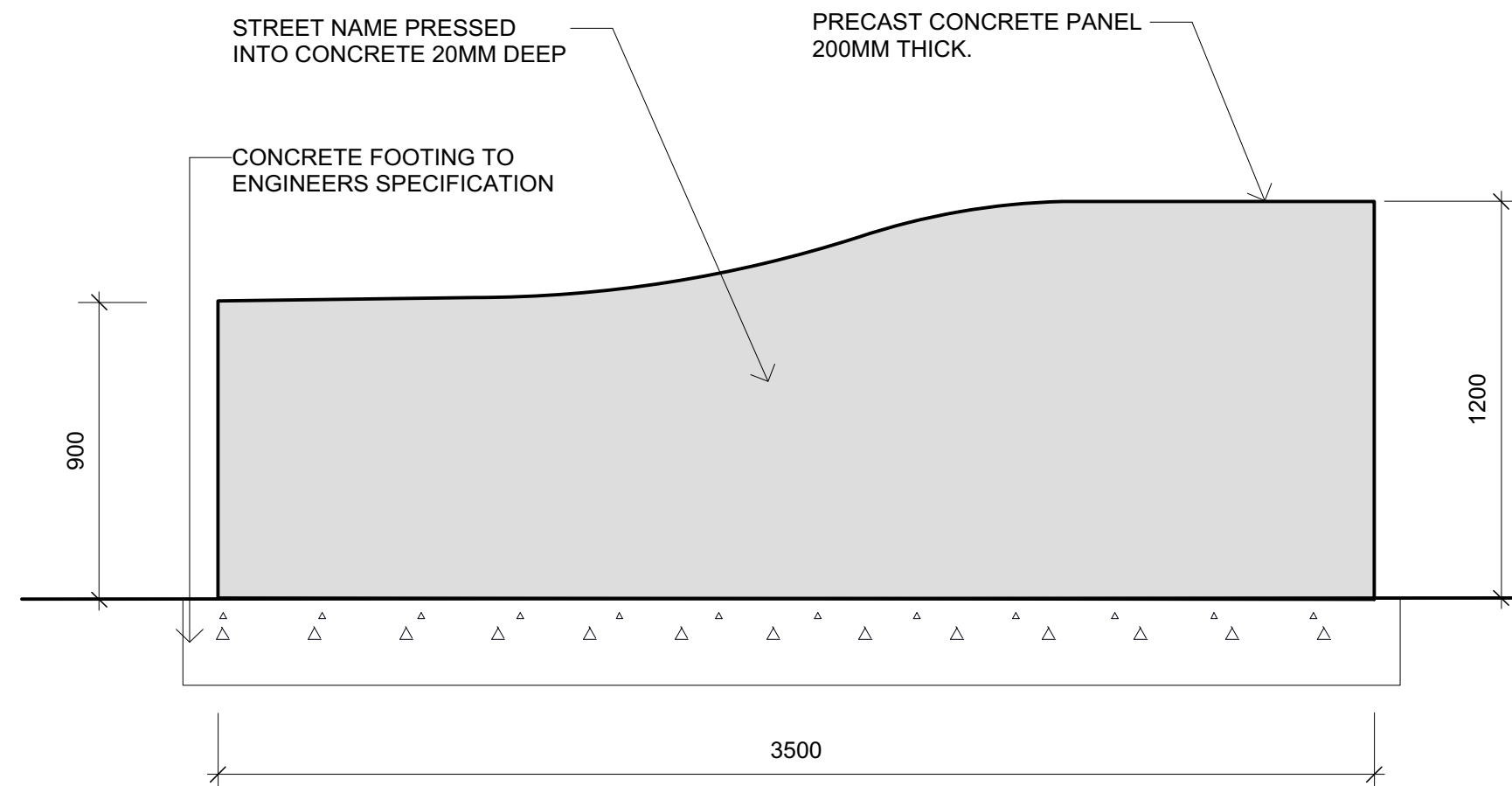
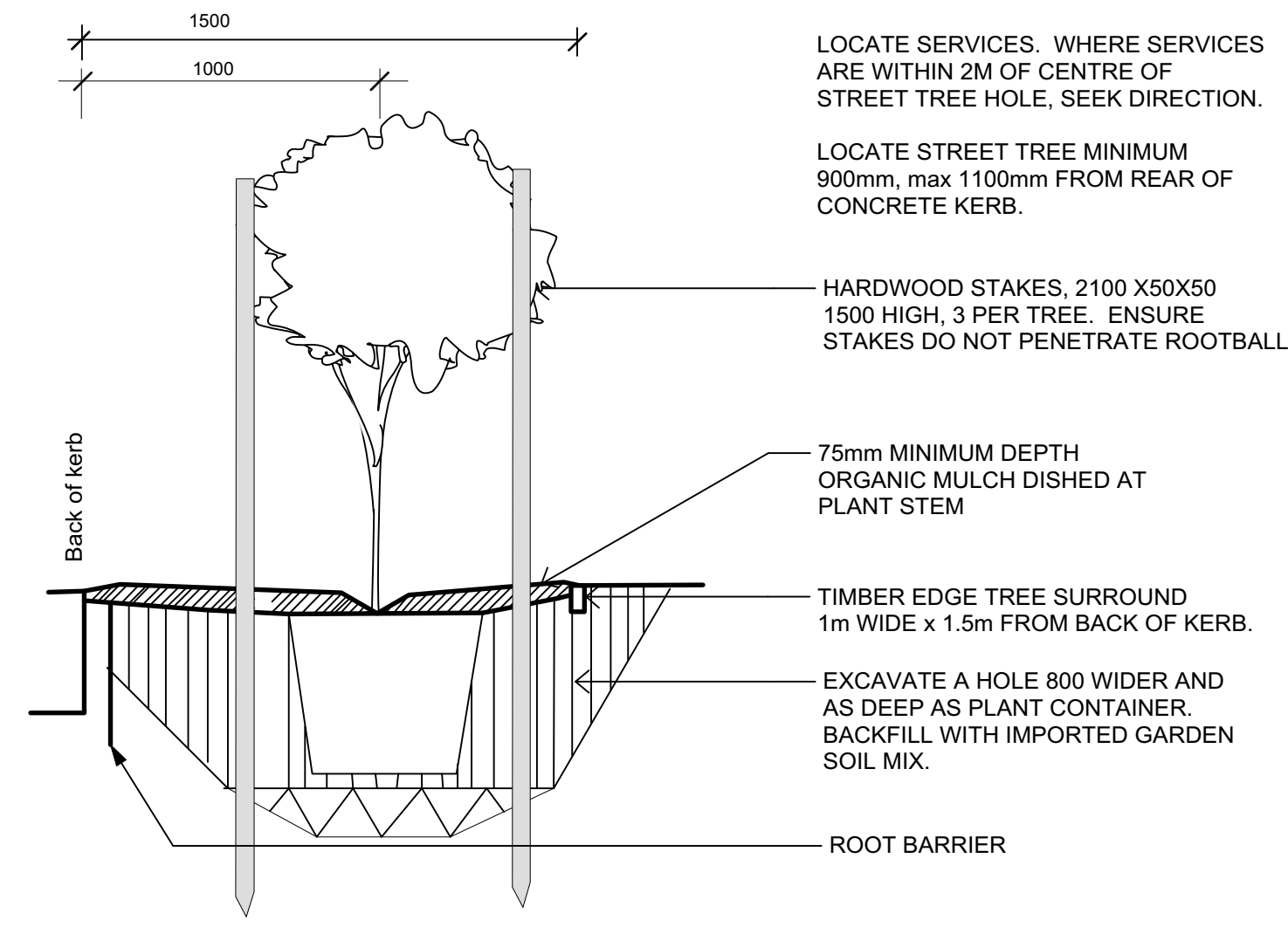




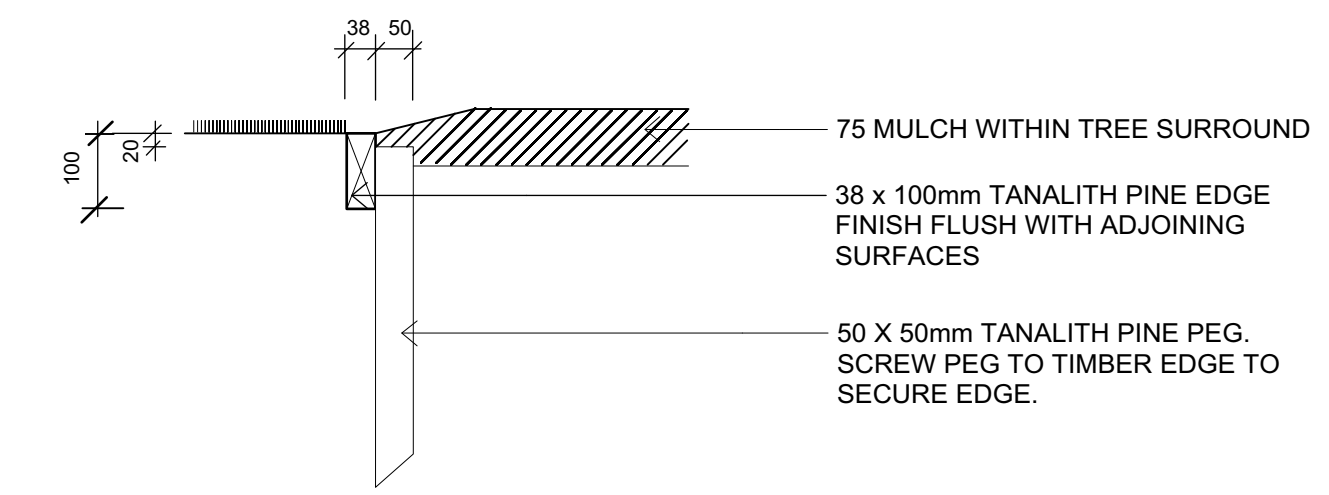
Contractor to identify locations of underground electricity, communications and water services within the verge.
Contractor to stay clear of services and adjust locations of trees as required on site. Use root guard where necessary to protect services..



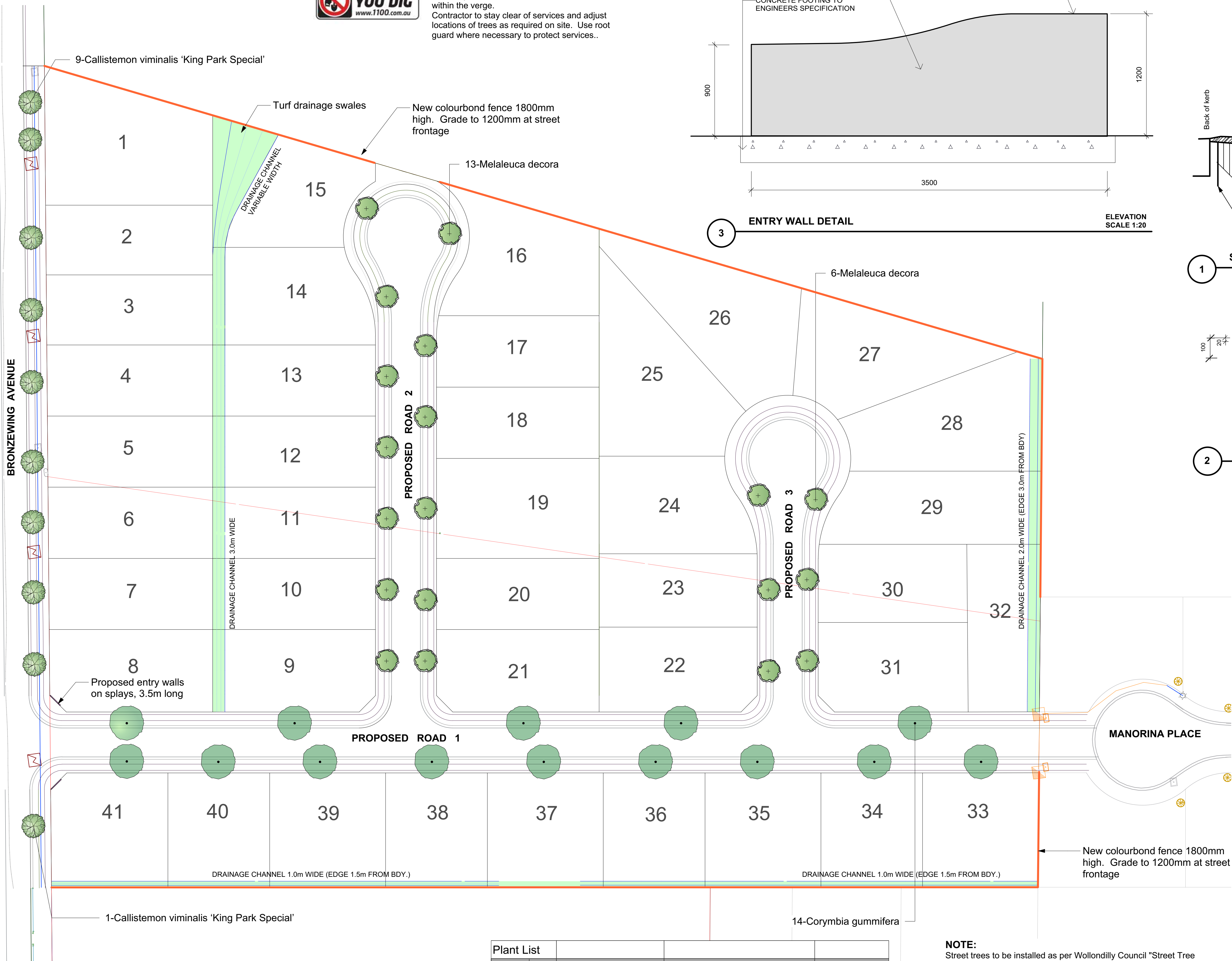
3 ENTRY WALL DETAIL ELEVATION SCALE 1:20



1 STREET TREE PLANTING - 100 litre SECTION SCALE 1:20



2 TIMBER EDGE SECTION SCALE 1:10



Plant List				
ID	Qty	Common Name	Botanical Name	Scheduled Size
Trees				
Cal/Vim	10	Weeping Bottlebrush	Callistemon viminalis 'King Park Special'	100 litre
Cor gum	14	Red Bloodwood	Corymbia gummifera	100 litre
Mel dec	19	White Feather Honeymyrtle	Melaleuca decora	100 litre

NOTE:
Street trees to be installed as per Wollondilly Council "Street Tree Vegetation Risk and Management Procedure". Street tree locations to be adjusted during final design.

Street trees to be located minimum 2.5m from street lighting, power poles, surface driveways or telephone pillars, minimum 2m from surface inlet pits, and no closer than 12m from apex of street corner.

MAINTENANCE SCHEDULE - STREET TREES

Street trees shall be maintained for **36 months** following installation to the following minimum standard:

WATER
Water plants deeply - as a guideline: (25 litres of water per m2/week) three times a week for 2 weeks, then twice a week for 2 months, then 1-2 times per week for remainder of year, then as necessary to ensure healthy growth. Monitor soil conditions to ensure root ball is kept moderately moist and adjust water quantity and frequency dependant on rainfall and season.

MULCH
Top up mulch to 100mm depth, in a minimum 600mm diameter around tree. Do not place mulch in direct contact with plant stem. Every 4 months.

WEEDS
Remove weeds from mulch area (by pulling out at roots). Do not spray herbicide within mulch zone. Fortnightly.

HEALTH
Inspect foliage and branches for disease or pest infestations. Fortnightly. Control where necessary.

STAKES
Check stakes/ guards and replace/repair as necessary. Adjust as required to ensure no damage to stem or branches. Ensure free movement of plant. Weekly.

FORMATIVE PRUNING.
Check for defects in tree structure and prune where necessary in accordance with Natural Target Pruning Techniques. Undertake pruning in accordance with AS4373:2007 "Pruning of Amenity Trees". Any puning to be undertaken by qualified arborist or horticulturalist.

CROWN LIFTING.
At 6 monthly intervals, check that tree remains clear of pedestrian paths and vehicles. Remove lower branches as necessary to lift crown. Do not remove more than one third of total tree height. Prune as per "Formative Pruning".

FERTILISE
Apply an appropriate balanced N:P:K slow release fertiliser - every 4-6 months depending on season.

REPLACEMENTS
Replace all plants that are missing, unhealthy or dead with plants of the same size, quality and species,. Replace on a continuing basis not exceeding 2 weeks. Fortnightly.

issue

LANDSCAPE ARCHITECT
HLS Pty Limited
Lindy Lean - Landscape Architect
AAILA Registered landscape architect #00423
PO Box 313 Ashfield NSW 1800 phone 02 9797 9366

Proposed Rural Residential Subdivision
55 - 65 Bronzewing Avenue Tahmoor
Lot 8 & 9 DP 249821 FOR: Samaroo Homes

Landscape Plan and Details

1:500 @A126 Sept 2018issue For DA

L01